


**Maths**

Have a look at the video all about numbers to 100. The video has a pre lesson quiz to start with and runs through key vocabulary. It explains everything to you and there are activities to complete. Have a go and get counting in 10s and 1s

<https://www.thenational.academy/year-1/maths/to-recognise-read-and-write-numbers-to-100-year-1-wk3-1#slide-1>


Can you draw 10s and 1s for the numbers below the first one is done for you.

63  84

55                      71

92                      52

There are 10 chewits in a packet.



Louie has 3 packets, James has 2 packets and Henry has 4 packets. How many sweets are there altogether?

**Writing**

**Pancake Instructions**

Watch the video <https://www.youtube.com/watch?v=oNADa10aDb8>

Now have a go at writing the instructions yourself and post them to a family member to see if they can make their own pancakes, following your instructions. Don't forget to add some delicious choices for some toppings!

If you want you could make your own pancakes with an adult at home, following your instructions.

**Reading**

**Phonics - Suffix Challenge**

Suffixes are a group of letters that you add to the end of words. (er, ly, est, ing, ed)


Read the words below and write them on pieces of paper. Add one of the suffixes listed above to make new words. Remember to think about whether you need to remove any final sounds of the route word (sad – sadder, adding another 'd') (happy – happily, changing the 'y' for an 'i')

Slow	Sad	Nice	Small
run	clap	joke	Quick
bang	fast	play	Learn
yell	climb	read	loud



Now can you use them in a sentence?

**Book Work – Poetry comprehension challenge**

**What Is Pink? by Christina Rossetti**




What is pink? A rose is pink  
By the fountain's brink.  
What is red? A poppy's red  
In its balely bed.  
What is blue? The sky is blue  
Where the clouds float through.  
What is white? A swan is white  
Sailing in the light.  
What is yellow? Pears are yellow,  
Rich and ripe and mellow.

1. How does the poet describe how the swan moves?

floating                       waddling  
 swimming                       sailing



2. Draw lines to match the object to the colour it describes.

poppy                      yellow  
rose                      red  
pear                      pink

**Science**

We have looked at the seasons and how we can identify each of them by the different weathers. We have been lucky to have lots of sunshine this spring so here is an investigation for you to try. Look at the links below.

<https://babbledabble.com/art-for-kids-cosmic-suncatchers/>

<https://www.muminthemadhouse.com/15-stunning-suncatchers-for-kids-to-make/>

These links show different ways of making suncatchers. Can you make different suncatchers and investigate what materials make the best suncatchers. Remember for it to be a good suncatcher the sun needs to be able to shine through the material.

**Online lesson**

**Insect artwork challenge**

During this online lesson you will be creating some small insects using natural materials that you might find when you go out for your daily exercise. Before the lesson, you will need to collect – small sticks/twigs, stones/pebbles, leaves, petals, grass, berries (with grown-up help). Open <https://www.thenational.academy/year-1/foundation/to-make-insects-using-natural-materials-year-1-wk4-5#slide-2> Don't forget to send some pictures to your class teacher using the class emails. Happy making and creating!