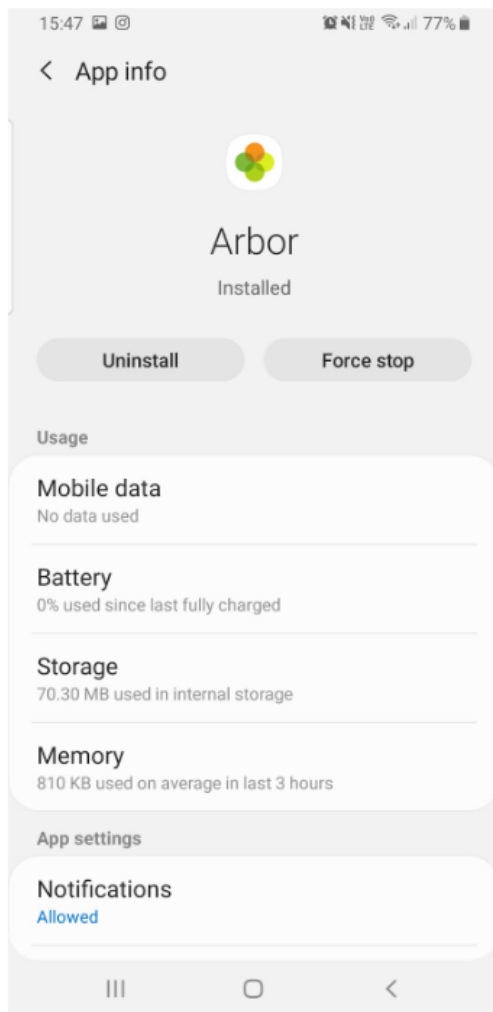


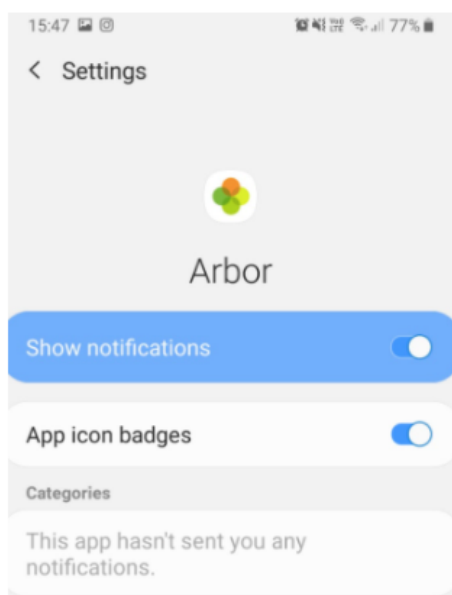
Enabling Push Notifications

Android

You can turn Push Notifications on or off at any time by going to your **Settings** on your phone. For example, on a Samsung Galaxy S8, go to **Settings > Apps > Arbor > Notifications**.

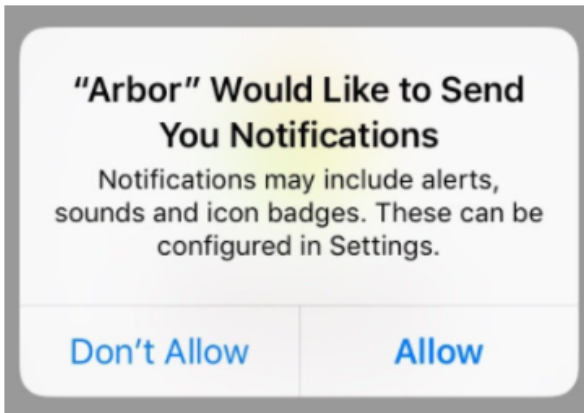


Tap the slider to turn Push Notifications on and manage your settings.

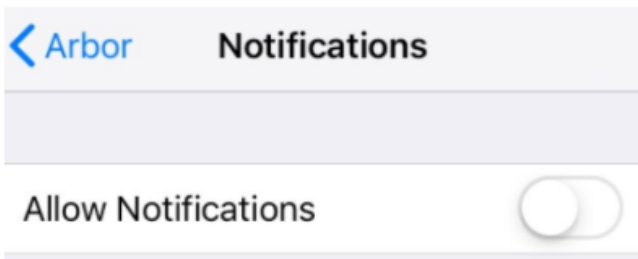


IOS

When you download the Parent App, you will receive a prompt to receive notifications from Arbor. Make sure you select **Allow** to enable us to send you push notifications. This will ensure you receive a notification when you have a new In-app message.



If you select **Don't Allow**, you can turn Push Notifications back on at any time by going to your **Settings** on your phone. For example, on an iPhone SE, go to **Settings > Arbor > Notifications**.



Tap the slider to turn push notifications on and manage your settings. We recommend setting your banner style to Permanent, so it doesn't disappear.

