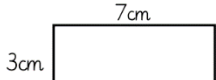

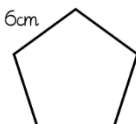




Maths		
<p>Challenge 1: Angles Challenge Have a look at this video all about angles. The video explains everything to you and there are activities to complete in your exercise book during and afterwards. You can also do the online quiz at the start and end to assess how much you have learnt</p> <p>https://www.thenational.academy/year-3/maths/to-identify-and-recognise-angles-year-3-wk4-1</p>	<p>Challenge 2 – Perimeter Challenge Can you find the perimeter of the shapes below? Remember the perimeter is the distance around the outside of a shape.</p> <div style="display: flex; justify-content: space-around; align-items: center;"> <div style="text-align: center;">  </div> <div style="text-align: center;">  </div> </div> <div style="display: flex; justify-content: space-around; align-items: center; margin-top: 20px;"> <div style="text-align: center;">  </div> <div style="text-align: center;">  </div> </div>	<p>Challenge 3: Adding and Subtracting Fractions</p> <p>Fill in the numerators to make the answer less than 1. Find three different ways to complete the calculation.</p> $\frac{\quad}{8} + \frac{\quad}{8} =$ <p>Use the example below to help you:</p> <div style="text-align: center;">  </div>

Writing	Spelling
<p style="text-align: center;">Using apostrophes correctly</p> <p>Apostrophes can be used to show possession or in contractions (e.g don't or won't). Can you add in the apostrophes in the sentences below to correct them?</p> <ol style="list-style-type: none"> 1. "I dont want to eat my vegetables!" yelled the girl. 2. Sarahs dog loved running around in the garden with his toys. 3. The girls book was falling apart because she had read it so much. 4. Mums always cooking something delicious when I get home from school. 5. The three dogs bowls always need to be full. 	<p>The prefix 're-' means again. Can you write a list of words that use the prefix 're-' and write a definition for each word?</p> <p style="text-align: center;">For example: repaint – cover with a new coat of paint</p>

Reading
<p>Read this extract from The Lion, The Witch and The Wardrobe and answer the questions below in your workbook.</p> <p>Every moment the patches of green grew bigger and the patches of snow grew smaller. Every moment more and more of the trees shook off their robes of snow. Soon, wherever you looked, instead of white shapes you saw the dark green of firs or the black prickly branches of bare oaks and beeches and elms. Then the mist turned from white to gold and presently cleared away altogether. Shafts of delicious sunlight struck down to the forest floor and overhead you could see a blue sky between the tree tops. Soon there were more wonderful things happening.</p> <ol style="list-style-type: none"> 1) What is happening in the forest? 2) What kind of creatures might you find in the forest? 3) List the three types of tree in the description. 4) Why are some of the trees bare? 5) What other wonderful things could be happening in the story?

Flashback
<p>We looked at light together in our first vehicle in Autumn 1. Can you set up an experiment to test Mrs Wilkinson's hypothesis?</p> <p>Mrs Wilkinson says, 'The closer an object is to a source of light, the bigger the shadow.' Is she correct?</p> <p>Remember to take a photo of your experiment and send it to your class email addresses if possible.</p>

Weekly Learning Project
<p>Our last vehicle this year would be looking at the Olympic games. Your weekly project is to research the history of the Olympic games and create a poster or presentation to inform other people about the history of the Olympics. Once you have completed it, present it to a family member and quiz them afterwards!</p>

Mindfulness 5, 4, 3, 2, 1...

Find 5 things you can see, 4 things you can touch, 3 things you can hear, 2 things you can smell and 1 thing you can taste.