



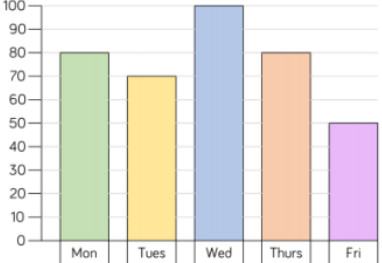


Maths

Challenge 1: Angles
 Watch the video about angles. It will explain everything to you. There will be quizzes to complete online and activities to complete in your exercise book.
<https://classroom.thenational.academy/lessons/to-identify-angles-inside-2-d-shapes/>
 Don't worry if you don't have a split pin to make the angle detector – you can just hold the strips of card/ paper together at one end with your fingers and just carefully move them apart.

Challenge 2: Fractions
 Identify what fraction of each shape is shaded. Give your answer as words as well as a fraction.
 e.g.  Three tenths $\frac{3}{10}$
  
Challenge: For each shape, can you record how many more tenths I would need to shade to make a whole?

Challenge 3: Statistics A bar chart to show how many children attend after school clubs.



Day	Number of Children
Mon	80
Tues	70
Wed	100
Thurs	80
Fri	50

- Which day is the most popular?
- Which day is the least popular?
- What is the difference in the amount of children attending on Tuesday and Thursday?
- What information is missing?

Challenge: Can you turn this bar chart into a tally chart and a pictogram (using a key)?

Writing

Think of 5 characters you know well from a book, game or television programme. Can you create a character profile for each one?
 You need to include their name, a picture of the character and a detailed description of what they look, act like and about their personality. You can also give them a rating for different qualities such as kindness, intelligence or temper, like in top trumps cards if you wanted to.
Can you include:
 Adjectives
 Adverbs
 Coordinating and subordinating conjunctions to link sentences together
 Re-read and edit your work to make improvements or check for mistakes




Spelling
 's' sound within words spelt with ce:
 1. sentence 5. parcel
 2. notice 6. process
 3. recent 7. voice
 4. innocent 8. December
 Consonants are worth 2 points
 Vowels are worth 5 points
 Remember, vowels = a, e, i, o, u
 What are each of your spelling words worth?
 e.g. notice : 2+5+2+5+2+5 = 21

Reading

This half term, as part of our vehicle, we would have been reading lots of myths and legends. Read this extract from King Minos. Draw what you have read then label with retrieval blocks. You could then try and label with some inference bubbles.

Once upon a time, Daedalus, who was a great inventor, was locked inside a tall tower with his son Icarus. They longed to return to Athens but King Minos was frightened they would reveal the secret of the labyrinth if he released them. For many months they suffered in the tower staring out over the blue sea into the distance.




Flashback

During our Vehicle 'A dog is for life' we learned about the purpose of skeletons in animals including humans. List as many animals as you can in 5 minutes. You could get a grown up to help you think if you would like. Then group them into vertebrates and invertebrates. Remember, vertebrates have a backbone and invertebrates do not.

Weekly Learning Project

Here is the official logo for the Olympic Games. The logo consists of five interlocking rings on a white background. It was designed by one of the original founders of the modern Olympic Games – Baron Pierre de Coubertin in 1912. The colour of the rings represent every colour found on the national flags of the countries that competed in the Olympic Games at that time. The way they interlock reminds us of how we are all connected and can gain strength from each other through sport. The motto for the Olympic Games is 'Citius Altius Fortius' which is Latin for 'Faster, Higher, Stronger'.



Your home learning project this week is to design your own, improved logo for the Olympic Games!
 Afterwards, can you write down why you have chosen this design for your Olympic games logo? What is it you have included and why?

Mindfulness: Close your eyes, get comfy and listen to some music. See how many different instruments you can each hear.

