






Maths		
<p>Challenge 1: <u>Which ones missing?</u> Have a go at writing numbers on small squares of paper. (start with numbers 1-5) Remember where each number is! Then close your eyes and Ask your grown up to hide a number. Can you say which number is missing? Repeat the activity and add more numbers to make it more difficult.</p>	<p>Challenge 2: <u>A busy day</u> Draw pictures of the things you did yesterday. Think about the things you did in the morning, the afternoon and in the evening and try and put them in order. Ask your grown up to help you think about what time you did each activity. What was your favourite activity to do? What did you do first in the morning and last thing at night?</p>	<p>Challenge 3: <u>How big is your bedroom?</u> Using just your feet or your hands, can you measure how big your bedroom is? Start at one end and walk to the other counting each step as you go and remembering not to leave any gaps. You could try other rooms in your house. Which room is the biggest? Which room is the smallest? Can you record your results?</p>
Writing		
<p>Challenge 1: <u>Nature Walk</u> Go on a nature walk with a grown up and use your senses to write about what you could see, hear, smell, and feel. What sound does the word begin with? Can you think of any other sounds in the words? I see... I hear... I smell... I see...</p>	<p>Challenge 2: <u>Dinner Time!</u> Draw a place setting for a meal on a piece of paper. Draw what you had for breakfast, lunch or tea and label each item thinking of the sounds in each word carefully. Can you draw your favourite meal?</p> 	<p>Challenge 3: <u>The Three Little Pigs</u> Use the online video to listen to the story of the Three Little Pigs - make sure you listen carefully because you're going to need to make a story map of the Three Little Pigs. https://classroom.thenational.academy/lessons/story-map</p>
Reading		
<p>Challenge 1: <u>Sticky sounds</u> Take some sticky notes or paper with selotape or blue tack. Find some of your favourite objects in your house and see if you can hear the first sound, like the 't' for teddy or 'f' for fridge. Write the sound and stick it onto the objects.</p>	<p>Challenge 2: <u>Go for a spin</u> Cut an empty toilet roll into 3 and write some sounds all the way around. Put these on a stick and give them a spin! Can you blend the sounds together and read the word? Have you made a real word or a silly word?</p> 	<p>Challenge 3: <u>An adventure!</u> Today you're going on an adventure! You need to pack your bag before you go. Ask your grown up to write these words on some paper Pen Cup Hat Top Read the words and see if you can pack your bag!</p>
Flashback: Run Wild!		
<p>https://classroom.thenational.academy/lessons/rainbow-song-and-dance Use the online lesson to get yourself moving! Make up movements for each of the colours. Can you do this outside if it is a nice, sunny day? Can you find somewhere In your house to do it? Can you ask someone in your family to join in with you?</p>		
Weekly Learning Challenge - Mister Maker.		
<p>Challenge 1 Draw some circles on black paper, or you can use white paper and colour it in to make 'spiders'. Cut out the circles and write on the numbers from 1 to 10, one on each spider. Read the number on your 'spider' and see if you can put that many pegs on it to make legs.</p> 	<p>Challenge 2 <u>Animal hands!</u> Ask a grown up to help you draw around your hand and then using paint or crayons see if you can turn it into an animal by adding different features to it. How many can you do?</p> 	<p>Challenge 3 <u>Floating boats!</u> Using objects found around your house see if you can make a boat and then test it to see if it floats on water. You could make a range of boats in different materials and see which floats the best! Why?</p> 

Texture Bag – Play with a grown up or someone else who lives in your house. Place several small interestingly shaped objects in a bag. Each person reaches in and touches an object and then tries to describe what they are touching. Make sure you don't see the object or take it out of the bag before you have guessed!