



Maths																							
<p>Online/Offline Task available using your child's individual teams' login watch the video on TEAMS & learn about place value and comparing numbers. Complete a worksheet.</p>		<p>Online/Offline https://www.bbc.co.uk/bitesize/topics/z8sfr82/articles/zw4g2nb Watch this clip about place value then there is a Task to complete using your child's individual teams' login about ordering numbers and explaining reasoning.</p>		<p>Online/Offline Task available using your child's individual teams' login Watch the video on how to partition numbers in different ways. Complete the task finding several different ways to partition a number (sheet available on TEAMS or below).</p>																			
<p>Recap Task: Draw 2 circles in your book, one for odd numbers and one for even numbers. Think of as many numbers as you can to write in each circle. If I add 2 odd numbers together is the answer always an even number? Is the answer always an even number if I add two 2-digit numbers? Try with lots of numbers what do you find out?</p>																							
English - Newspaper Article																							
<p>Online/Offline Task available using your child's individual teams' login Watch the video of "Dinosaurs and all that rubbish" being read by Mrs Clarke. Complete the task.</p> <p>You can also see the book here: https://www.youtube.com/watch?v=d_huzL_FPZg</p>		<p>Online/Offline Task available using your child's individual teams' login Write some orders that the selfish man might have shouted. Use speech marks and improve your sentences by using the given words (instead of using said).</p>		<p>Online/Offline Task available using your child's individual teams' login Using the adjective word bank, describe what the earth looked like after the factories had ruined it. Try to include conjunction...because, if, when, so, but.</p>																			
<p>Offline Imagine you are one of the dinosaurs who have spent ages cleaning up the earth. What would you say to the selfish man when you met him? How would you describe your feelings? Draw a dinosaur and next to it write what you would say. When you have finished put a big speech bubble round your writing. Words to help – upset, disgusted, ruined, tired, cross, pollution.</p>																							
Phonics: -ge																							
 <p>-ge The huge cabbage was on the stage with the sponge.</p>		<p>huge, cabbage, stage, sponge All these words have –ge as an ending. The e is silent at the end. Can you make a list of other words that have a –ge ending? These sentences all include –ge words The bandage was wrapped around the cabbage. The village was painted orange. The large barge sailed down the canal. Can you draw a picture for each sentence and write the sentence underneath using your best handwriting. Check all the words are spelt correctly and there is a full stop at the end. Challenge- Can you make a sentence using as many –ge words as you can and draw a picture to go with it.</p>																					
Flashback: science																							
<p>Remember in the Autumn term we looked at materials. We investigated the best material for making tickets and we looked at materials that float and sink when we made boats. Can you investigate materials at home and find out how they can change shape? Watch the video on the link. https://www.bbc.co.uk/bitesize/articles/z4yw2fr Different materials can change by squashing, bending, twisting and stretching. Can you find some materials at home that can be squashed, bent, twisted or stretched? What are the materials? How many materials can you find for each? What materials can't be changed? Maybe you can record your investigation as a table.</p>																							
<table border="1"> <thead> <tr> <th>Material</th> <th>Squash</th> <th>Bend</th> <th>Stretch</th> <th>twist</th> <th>Can't be changed</th> </tr> </thead> <tbody> <tr> <td>Baths sponge</td> <td>✓</td> <td>x</td> <td>x</td> <td>✓</td> <td>x</td> </tr> <tr> <td> </td> <td> </td> <td> </td> <td> </td> <td> </td> <td> </td> </tr> </tbody> </table>		Material	Squash	Bend	Stretch	twist	Can't be changed	Baths sponge	✓	x	x	✓	x										
Material	Squash	Bend	Stretch	twist	Can't be changed																		
Baths sponge	✓	x	x	✓	x																		
New Weekly learning project																							
<p>https://www.bbc.co.uk/bitesize/topics/z6882hv/articles/zs73r82 Use the link to find out how you can tell if something is living, dead or has never been alive. Look around your house and outside when you are out for a walk. Can you tell which things are living, dead or never been alive? Now complete the task. Task available using your child's individual teams' login. If you can't access teams, can you look around your house and local area. Find things that are alive, dead or have never been alive. Remember some things are now dead but were once part of a living plant or animal e.g; wool, apple, ham. Other things have never been alive eg; lego, spanner, a brick. Draw a table with some examples.</p>																							
Well-being																							
<p>Find a quiet place in your house. Choose some music to listen to. While you are listening to the music close your eyes and take a pencil for a walk across a piece of paper. Let your pencil move to the music. Will it move fast or slow? Will it move in circles or straight lines? When the music finishes open your eyes. What patterns have you made? You might want to colour in parts of your pattern.</p>																							

Maths Lesson 1

Put in the correct sign $>$ $<$ $=$

28 _____ 30

90 _____ $70 + 18$

$30 + 23$ _____ $40 + 13$

$20 + 14$ _____ 24

$28 + 40$ _____ 68

I know that $62 > 42$ because _____

Answer the question and explain your answer. Remember to talk about the amount of tens or ones when you explain your answer.

If these numbers were put in order from **smallest to largest** which would be the third? _____

32 16 42 26 92

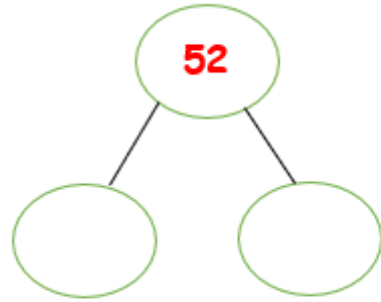
I know this because _____

If these numbers were put in order from **largest to smallest** which would be the fourth? _____

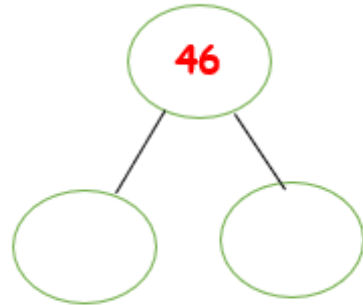
12 96 33 89 52

I know this because _____

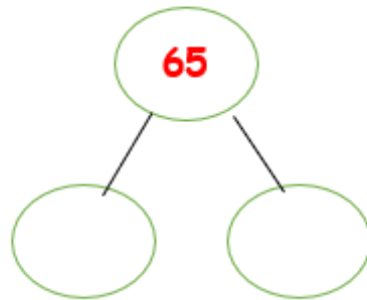
52 = _____ + _____



46 = _____ + _____



65 = _____ + _____



Use your place value knowledge to solve these problems.


How many numbers less than 100 contain the digit 4? List them all.

I am thinking of a number between 20 and 50. Its tens digit is more than its ones digit. What numbers could it be?

A 2-digit number contains only one 7 digit. What number could it be?

Write all the 2-digit numbers you can make using these digits. Then order these numbers from smallest to largest.





In the story the selfish man wanted a rocket building so he could travel to the star that he'd seen. So, he gave out orders eg;

"Build me a rocket so I can reach the star" he ordered

"Cut down the trees quickly "shouted the selfish man.


Think of some more orders the man might have made to everyone. You are not allowed to use the word "said".

Improve your sentences by using these words;

Shouted, screamed, ordered, yelled, demanded.

If you can think of any others of your own use those. Don't forget to put speech marks round the words that the man says. Take a photo of your work and attach it for your teacher to see.

Task 2



Look at the picture above. In the story the factories ruined the earth. I certainly wouldn't want to live there, would you?

In your book or on paper write a description of what the earth looked like. You could include how it looked, what it smelt like, were there any animals? Remember how we used to steal words from word banks to improve our writing, try to use some of these words below to make your description really interesting.


filthy	dirty	mucky	polluted
smelly	black	billowing smoke	grey skies
choking air	huge chimneys	heaps of rubbish	Piled high

Don't forget in Year 2 we also need to use conjunctions to improve our writing.

because and so but when if

Why not draw a picture to go with your description too! Remember to take a photo and attach it for your teacher to mark.

Task 3



The dinosaurs spent ages cleaning up the earth after the mess the man had left. Imagine you are one of the dinosaurs who have spent ages cleaning up the earth. What would you say to the selfish man when you met him? How would you describe your feelings? Draw a dinosaur and next to it write what you would say. When you have finished put a big speech bubble round your writing. Remember to explain why you are feeling upset, tired or cross.

Words to help - **upset, disgusted, ruined, tired, cross, pollution, beautiful world, everyone's world.**

Photograph your work and attach it for your teacher to mark.