





<b>English</b>	
<p><b>Offline Activity 1</b> Remember an acrostic poem is one with the word down the side and a phrase to go with each letter e.g. S - sizzling sausages spitting on the BBQ U - under the sea lie shells waiting to be found M - munching ice-creams in the garden M - E - R -</p>	<p><b>Offline Activity 2</b> Can you create an A-Z of adjectives? See if you can come up with a word that no one else has thought of. Remember an adjective is a word that describes the noun (e.g. colourful, lively, cosy, sneaky etc)</p>

<b>Maths</b>	
<p><b>Offline Activity 1</b> <b>Dan the Detective</b> Dan the detective looked for a number. He found a two-digit number less than 50. The sum of its digits was 12. Their difference was 4. What number did Dan find?  Dan found a two-digit odd number. One of its digits is half the other. The number was greater than 50. What number did Dan find?</p>	<p><b>Offline Activity 2</b> <b>Carrying cards</b> These sixteen children are standing in four lines of four, one behind the other. They are each holding a card with a number on it.</p>  <p>Each child in blue is holding a number which is four more than the child in the same row wearing red. The children in yellow shirts each have a number which is double the number of the child in the same row wearing red.  Some of the numbers that the children in red, blue or yellow shirts are holding have got rubbed off. What should the numbers be? Can you work out how the numbers that the children in green are holding have been worked out? What are the two missing numbers?  If there was another row of four children standing behind the fourth row, what numbers would they be holding?</p>

As it is only part of a week we would be in school, we have then included some family learning activities that you can choose from to complete across the week as you like.

<p><b>Family Activity 1</b> <b>Rock Families</b> - Go for a walk and collect 4 or 5 different sized rocks to make a family. Paint them and give them names. Now you can play with your rock families. Can you make up stories about your rock families?</p>	<p><b>Family Activity 2</b> <b>Windy Day</b> - Challenge everybody in your house to make their own kite to fly, using bin liners, straws and string. Whose kite will fly the highest?</p> 	<p><b>Family Activity 3</b> <b>Trust Walk</b> - Put some small items in your garden to collect. Blindfold a member of your family and get them to collect the items by giving them verbal instructions eg: move forward 5 steps, turn right, stop, take 2 large steps, bend down, pick up the object. You are not allowed to touch the person!</p>
---	--	--

<p><b>Family Activity 4</b> Learn to draw cartoon characters by watching Pete McKee's cartoon workshop for beginners. <a href="https://www.youtube.com/watch?v=N_25Cxc0RcE&amp;list=PLSRtXoaeseYGXzGb_yasSJ0HcIqf2S5IB&amp;index=2">https://www.youtube.com/watch?v=N_25Cxc0RcE&amp;list=PLSRtXoaeseYGXzGb_yasSJ0HcIqf2S5IB&amp;index=2</a></p>		<p><b>Family Activity 5</b> How many letters of the alphabet can you make using lego?</p> 
<p><b>Family Activity 6</b> What's the tallest tower you can build using spaghetti and small marshmallows? Can you also make some 3D shapes?</p> 	<p><b>Family Activity 7</b> Watch these clips and see if you can create some Origami animals. Dog: <a href="https://www.youtube.com/watch?v=wWVppdfYOx8">https://www.youtube.com/watch?v=wWVppdfYOx8</a> Bird: <a href="https://www.youtube.com/watch?v=gn2iLmwvZPk">https://www.youtube.com/watch?v=gn2iLmwvZPk</a> Jumping Frog: <a href="https://www.youtube.com/watch?v=1kZjq8f8Mpo">https://www.youtube.com/watch?v=1kZjq8f8Mpo</a></p>	