




| English | |
|--|---|
| <p>Offline Activity 1 Look carefully at the picture and think of a verb or adjective that has the same letter as the noun. Eg sizzling sun When you put them together in a sentence it is called alliteration. Can you write some alliteration sentences? Here is an example. The super sizzling sun shines in the sparkling sky.</p> | <p>Offline Activity 2 Grammar - Antonyms Antonyms are words that are opposites to each other. Here is an example- hot / cold</p> <div style="display: flex; align-items: center;">  <div style="margin-left: 20px;"> <p>Can you think of other words that are antonyms? Big/little, tall/short How many can you think of? Make a list of as many as you can.</p> </div> </div> |

| Maths | | | | | | | | | | | |
|---|--|---------------------|--|--------------------|--|---------------------|--|-----------------------|--|----------------------|--|
| <p>Offline Activity 1 Find 4 sticks and arrange them in a pattern like this:</p>  <p>Collect natural objects to use. Put different amounts of objects in each row and column. Can you make each row and column total 10?</p> | <p>Offline Activity 2 You have a set of the digits from 0 - 9</p> <div style="border: 1px solid black; padding: 5px; text-align: center; margin: 5px 0;"> 0 1 2 3 4 5 6 7 8 9 </div> <p>Can you arrange these digits in the five boxes below to make two-digit numbers as close to the targets as possible? You may use each digit once only.</p> <table style="width: 100%; border-collapse: collapse;"> <tr> <td style="padding: 5px;">largest even number</td> <td style="border: 1px solid black; width: 40px; height: 25px;"></td> </tr> <tr> <td style="padding: 5px;">largest odd number</td> <td style="border: 1px solid black; width: 40px; height: 25px;"></td> </tr> <tr> <td style="padding: 5px;">smallest odd number</td> <td style="border: 1px solid black; width: 40px; height: 25px;"></td> </tr> <tr> <td style="padding: 5px;">largest multiple of 5</td> <td style="border: 1px solid black; width: 40px; height: 25px;"></td> </tr> <tr> <td style="padding: 5px;">number closest to 50</td> <td style="border: 1px solid black; width: 40px; height: 25px;"></td> </tr> </table> | largest even number | | largest odd number | | smallest odd number | | largest multiple of 5 | | number closest to 50 | |
| largest even number | | | | | | | | | | | |
| largest odd number | | | | | | | | | | | |
| smallest odd number | | | | | | | | | | | |
| largest multiple of 5 | | | | | | | | | | | |
| number closest to 50 | | | | | | | | | | | |

As it is only part of a week we would be in school, we have then included some family learning activities that you can choose from to complete across the week as you like.

| | | |
|--|---|---|
| <p>Family Activity 1 Rock Families - Go for a walk and collect 4 or 5 different sized rocks to make a family. Paint them and give them names. Now you can play with your rock families. Can you make up stories about your rock families?</p> | <p>Family Activity 2 Windy Day - Challenge everybody in your house to make their own kite to fly, using bin liners, straws and string. Whose kite will fly the highest?</p>  | <p>Family Activity 3 Trust Walk - Put some small items in your garden to collect. Blindfold a member of your family and get them to collect the items by giving them verbal instructions eg: move forward 5 steps, turn right, stop, take 2 large steps, bend down, pick up the object. You are not allowed to touch the person!</p> |
|--|---|---|

| | | |
|---|--|--|
| <p>Family Activity 4 Learn to draw cartoon characters by watching Pete McKee's cartoon workshop for beginners. https://www.youtube.com/watch?v=N_25Cxc0RcE&list=PLSRtXoaeseYGXzGb_yasSJOHcIqf2S5IB&index=2</p> | | <p>Family Activity 5 How many letters of the alphabet can you make using lego?</p>  |
| <p>Family Activity 6 What's the tallest tower you can build using spaghetti and small marshmallows? Can you also make some 3D shapes?</p>  | <p>Family Activity 7 Watch these clips and see if you can create some Origami animals. Dog: https://www.youtube.com/watch?v=wWVppdfYOx8 Bird: https://www.youtube.com/watch?v=gn2iLmwvZPk Jumping Frog: https://www.youtube.com/watch?v=1kZjq8f8Mpo</p> | |

Maths Task 2

| | | | | | | | | | |
|---|---|---|---|---|---|---|---|---|---|
| 0 | 1 | 2 | 3 | 4 | 5 | 6 | 7 | 8 | 9 |
|---|---|---|---|---|---|---|---|---|---|

largest even number

| | |
|--|--|
| | |
|--|--|

largest odd number

| | |
|--|--|
| | |
|--|--|

smallest odd number

| | |
|--|--|
| | |
|--|--|

largest multiple of 5

| | |
|--|--|
| | |
|--|--|

number closest to 50

| | |
|--|--|
| | |
|--|--|

