





English	
<p><b>Offline Activity 1</b> Have a go at saying and writing these sounds.</p> <p>s, a, t, p, i, n</p> <p>After you have practiced writing them all, can you think of three different things that begin with each sound? For example, <b>S</b>nake, <b>S</b>ausage, <b>S</b>ock</p>	<p><b>Offline Activity 2</b> <b>Guess the Animal</b> Can you draw your favourite animal? Can you tell your grown up what it is? Can your grown up ask you some questions about your animal? What food does it eat? Where does it live? Can you describe it? Eg it has four legs and a fluffy tail Then, ask an adult to write down it's name and copy the first sound underneath.</p>
Maths	
<p><b>Offline Activity 1</b> <b>Big foot</b> Can you find who has the largest shoe size in your family? Collect some footwear from your family members and have a go at lining them up from the largest to smallest shoe size? Next you could draw around the largest shoe and the smallest shoe then using objects from around the house (e.g. pasta, bottle lids, lego) count how many of each item you need to measure each shoe by putting in a line from one end of the shoe to the other. Using your shoe templates can you go on a hunt around the house to find something longer or shorter than the largest and smallest shoe?</p>	<p><b>Offline Activity 2</b> <b>Spot the shape</b> Whilst out on a walk or in the car have a go at spotting some shapes. For example, for a 'circle' you might spot a wheel of a car. For a 'triangle' you might see a road sign. A 'square' could be a house window etc. You could turn this into a game and see who can be the first one to spot a shape! You could keep a score sheet to see who wins!</p>

As it is only part of a week we would be in school, we have then included some family learning activities that you can choose from to complete across the week as you like.

<p><b>Family Activity 1</b> <b>Rock Families</b> - Go for a walk and collect 4 or 5 different sized rocks to make a family. Paint them and give them names. Now you can play with your rock families. Can you make up stories about your rock families?</p>	<p><b>Family Activity 2</b> <b>Windy Day</b> - Challenge everybody in your house to make their own kite to fly, using bin liners, straws and string. Whose kite will fly the highest?</p> <div style="text-align: center;">  </div>	<p><b>Family Activity 3</b> <b>Trust Walk</b> - Put some small items in your garden to collect. Blindfold a member of your family and get them to collect the items by giving them verbal instructions eg; move forward 5 steps, turn right, stop, take 2 large steps, bend down, pick up the object. You are not allowed to touch the person!</p>
<p><b>Family Activity 4</b> Learn to draw cartoon characters by watching Pete Mckee's cartoon workshop for beginners. <a href="https://www.youtube.com/watch?v=N_25Cxc0RcE&amp;list=PLSRtXoaeSeYGXzGb_yaSj0HcIqf2S5IB&amp;index=2">https://www.youtube.com/watch?v=N_25Cxc0RcE&amp;list=PLSRtXoaeSeYGXzGb_yaSj0HcIqf2S5IB&amp;index=2</a></p>		<p><b>Family Activity 5</b> How many letters of the alphabet can you make using lego?</p> <div style="text-align: center;">  </div>
<p><b>Family Activity 6</b> What's the tallest tower you can build using spaghetti and small marshmallows? Can you also make some 3D shapes?</p> <div style="display: flex;">   </div>	<p><b>Family Activity 7</b> Watch these clips and see if you can create some Origami animals. Dog: <a href="https://www.youtube.com/watch?v=wWVppdfYOx8">https://www.youtube.com/watch?v=wWVppdfYOx8</a> Bird: <a href="https://www.youtube.com/watch?v=gn2iLmwvZPk">https://www.youtube.com/watch?v=gn2iLmwvZPk</a> Jumping Frog: <a href="https://www.youtube.com/watch?v=1kZjq8f8Mpo">https://www.youtube.com/watch?v=1kZjq8f8Mpo</a></p>	