

Nicola Davies –
Emma Severn – Nicola Davies – Executive Headteacher
Samantha Arnold – Head of School

t: (0115) 9638649
e: office@holgateprimary.org
w: holgateprimary.org



Holgate Primary
School and Nursery

High Leys Rd
Hucknall
Nottingham
NG15 6EZ

6th October 2020

Dear parents/carers

Further to our letter last week on the use of Microsoft Teams, your child(ren) will now have received details of their logins. We are now able to start to launch homework via Microsoft Teams. **This week's Teams homework will be set today (06/10/20) and will be accessible until next Tuesday, 13/10/2020.**

We would love your feedback on how you have found accessing homework on Microsoft Teams.

This week's homework on Teams is **an English** challenge. Your child's challenge could have a chilli challenge:

Chilli Challenges:

Some of your child's work will be differentiated by Chilli Challenge. The children are familiar with this as it is used across school as a way to set activities pitched to each child's level. For a lesson set in this way, your child can choose which Chilli they would like to complete. They can either complete all of that chosen Chilli or do part of one Chilli and move onto a different Chilli to challenge themselves.



Tongue Tangler

A Tongue Tangler activity tends to be very similar to that which you have already completed as part of the lesson and so you will be able to use exactly the same skills you have already practiced.



Nose Runner:

A Nose Runner activity will be quite similar to what you have already practiced but may have some trickier questions or require you to think about how to use your skills differently.



Eye Waterer:

For an Eye Waterer activity, you will need to use and apply the skills we have just learnt and practiced together to different concepts, taking learning to the next level.



The Beast:

This activity will require deeper thinking and may not be immediately obvious what you need to do. It will involve applying the skills we have just practiced but may also apply other skills that you have learnt in the past.

Here are the instructions for how to download Teams for free on Android/Apple phones and also to download Teams from a Windows computer:

Android device: [https://youtu.be/ Pd1-oNFie8](https://youtu.be/Pd1-oNFie8)

Apple device: <https://youtu.be/i0dnNVOY-Bk>

Windows Laptop or Desktop Computer: <https://youtu.be/dYVMIJHd3v8>

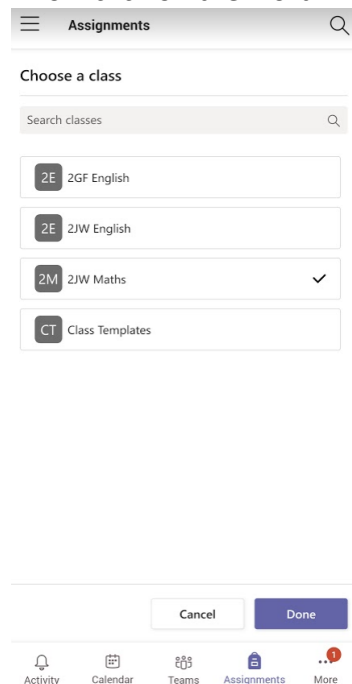
If you are taking a photo of the work that your child(ren) has done, we would recommend using a mobile phone with the Teams app installed on it. To do this, take a picture of the work you want to hand in, then go into Teams on the phone and choose the assignment that you want to hand in work for, click the '+ Add work' option underneath the 'My Work' title in this assignment and then 'Upload from this device' to access the image. Remember to click on 'Hand in' your work to receive feedback.

See details on how to access assignments on Teams using a mobile device.

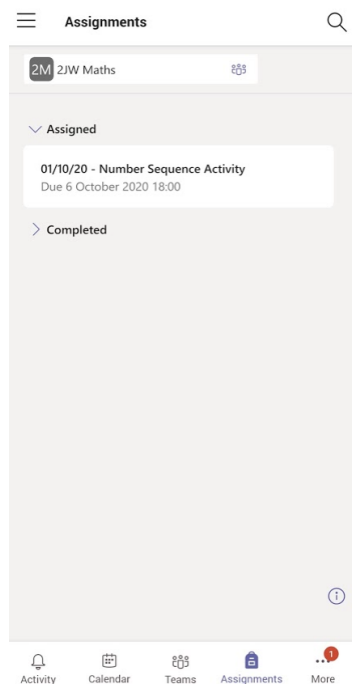
Accessing Teams Assignments on a Mobile Device

1. Once logged on, click on 'Assignments' for whichever subject Team your child will be working on for that lesson: Maths, English, Computing or Curriculum. This week's homework will be in the Maths class:

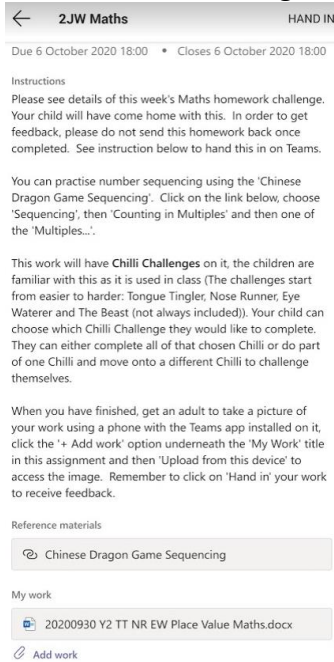
2. Now click on the word 'Done':



3. Now click on this week's assignment.



4. Here is what an assignment may look like:



If you have any questions about accessing Teams homework, please contact your child's class teacher through their class email and we'll get back to you with further details.

Kind regards

Miss Arnold
Head of School